

CT SCAN MULTI-DOSING

Medical Systems sets a new standard of excellence in CT Scan multi-dosing with "Easy Connect™", an all-in-one automatic triple check valve kit for dual head injectors...

Blown check valves, blown tubing, sticky hard to remove patient lines and leakages should no longer be your concern in high rate CT injections.....

Easy Connect™
Multi-dosing Auto Triple Check Valve Kit for Dual Head Injectors

Patient Line Extension Set with 2 check valves
TR-60 2B/C

A simple line change is all you need for each patient....

TR-5000

1. Quick, simple & safe
2. 900 psi and 8cc / sec
3. No loose connections, cross threading or leakages
4. Less prone to touch contamination
5. Less inventory to carry
6. NON-DEHP tubing

Essential Requirement
Health Canada's preliminary report of February 15, 1996, on infection control, suggests that multiple patient dosing of expensive contrast media for achieving cost reductions is a safe option when transfer devices with appropriately designed and tested check valves are used.

Medical Systems' check valves and devices have been validated by an independent Canadian laboratory for preventing the backflow of potentially contaminated fluids in a multi-dosing setting of contrast media. Complete line of testing includes bacteriological, radiopharmacy, and structural testing to ensure the highest margin of safety on our check valves.

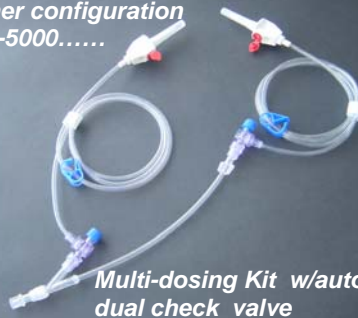
Easy Connect™ TR-6000



Multi-dosing Kit w/ 3 way stopcocks for dual head injectors
.... with all the same benefits as TR-5000

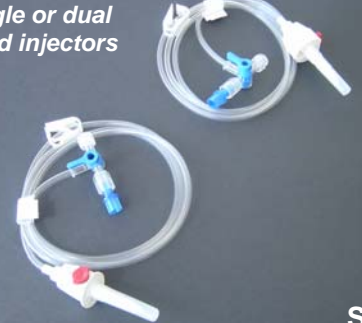
Easy Connect™ TR-7000

another configuration of TR-5000.....



Multi-dosing Kit w/automatic dual check valve

Contrast Lines w/ 3 way stopcock for single or dual head injectors



SC-36

Contrast Lines w/ automatic dual check valve for single or dual head injectors



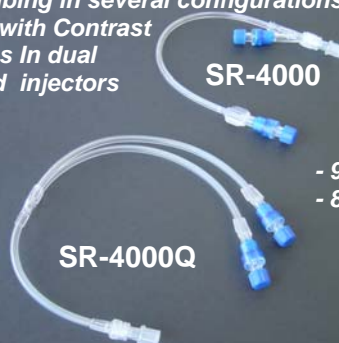
STS-01R

w/rotating male LL for single head injectors

No more sticky tubing....

STS-01

Y Tubing in several configurations for use with Contrast Lines In dual head injectors



SR-4000

- 900 psi
- 8cc / sec

SR-4000Q

High Flow Patient Line Extension sets with 2 check valves



- 500 psi
- 8cc / sec

TR-60 2B/C - 60"
TR-72 2B/C - 72"
TR-05 2B/C - 5"
SR-40 2B/C - 40"

Saline Lock w/Luer Activated Valve...hook up direct from Patient line

- 500 psi
- 8cc / sec



no more needless adapters... save time & cost
no more leaking or blowing I.V. tubing lines

SC-25CL

Medical Systems

P.O. Box 48104, Mississauga, Ont L5A 4G8 Canada
Tel: 1-888-344 4491 Fax: 1-866-553 5508
medsystems@rogers.com www.medicalsystems.ca

Please contact Stephen Romaniuk, National Sales Manager, for all your enquiries or questions - toll free at 1-866-636 2667

We take your business to Heart...



Made in Canada

TM Trademark of Medical Systems.

All Products are LATEX FREE & NON-DEHP

Brochure-CT Scan Multi-dosing Rev. 1 11/25/2007

High Flow Patient Line Extension Sets